


GUNN

dining chair



- MOUNTING INSTRUCTIONS -

NL: Tip bij harde vloeren: Plaats viltglijders onder de poten. Dit voorkomt beschadiging aan harde vloeren.

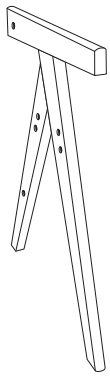
UK: Tip for hard floors: Place felt glides under the legs. This prevents damage to hard floors.

DE: Tipp für harte Böden: Ort Filzgleiter unter den Beinen. Dies verhindert Schäden an harten Böden.

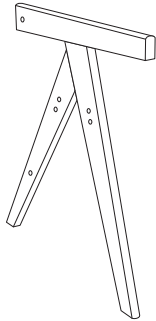
FR: Conseil pour les sols durs : Placez des patins en feutre sous les jambes. Cela évite d'endommager les sols durs.

GUNN

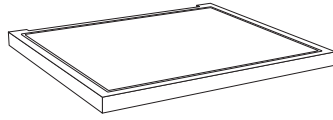
dining chair




Ax1



Bx1



Cx1



Dx1



Ex3



Fx6
7x50mm



Gx6
7x80mm



Hx2



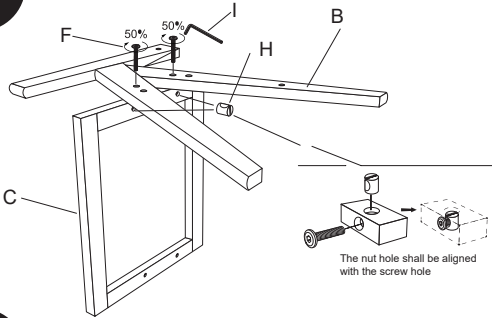
Jx12



Kx1

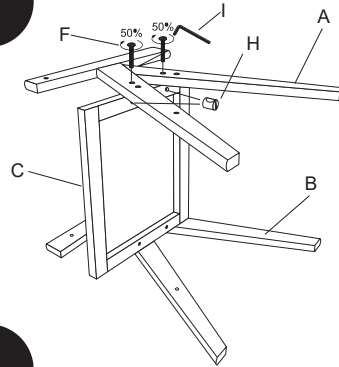
1

Fx2
Hx2
Ix1



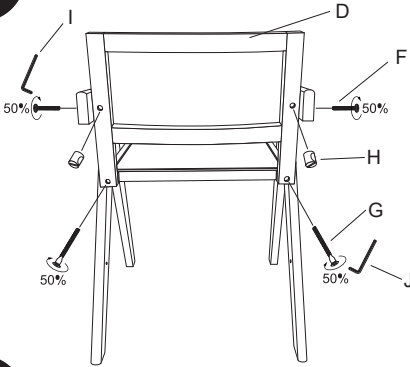
2

Fx2
Hx2
Ix1



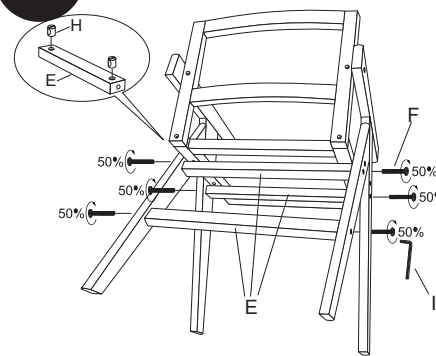
3

Fx2
Hx2
Ix1
Gx2
Jx1

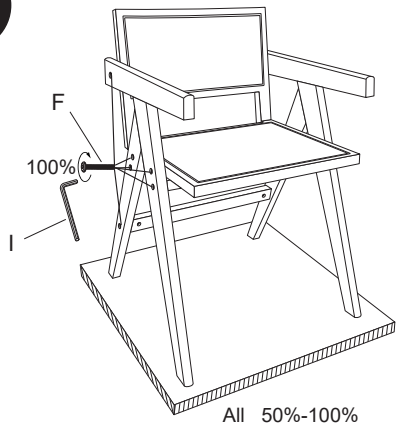


4

Fx6
Hx6
Ix1



5



All 50%-100%